

Scaled data based on original data using
LM-79-08 Approved Method: Electrical and Photometric Measurements of Solid-
State Lighting Products

Test Report Prepared for
Cooper Lighting Solutions
(formerly Eaton)

Brand: STREETWORKS

Report Number: P142099

Luminaire Tested: **CEM-E01-LED-E-U-T4-7030**

Issue Date: 3/3/2020

Test Information

Test Method: LM-79-08
Report Number: P142099
REPORT IS SCALED FROM IESNA LM-79-08 TEST DATA (P33685)
Test Lab: INNOVATION CENTER-P3
Issue Date: 3/3/2020
Manufacturer: COOPER LIGHTING SOLUTIONS (FORMERLY EATON)
Product Line: STREETWORKS
Catalog Number: CEM-E01-LED-E-U-T4-7030
Description: EPIC CLASSICAL MEDIUM DECORATIVE LED LUMINAIRE
(1) LIGHTBARS WITH AccuLED OPTICS - TYPE 4 SHORT
Light Source: (21) 3000K CCT, 70 CRI LEDs
Ballast/Driver: -

Summary

Lumens per Lamp: N/A
Luminaire Lumens: 2626.6 lumens
Efficiency: N/A
Efficacy: 106.3 lumens/watt
Luminous Opening: Rectangular (W 0.17' x L: 1' x H: 0')
IES Classification: Type IV - Short - Semi-Cutoff
BUG Rating: B1 - U0 - G1

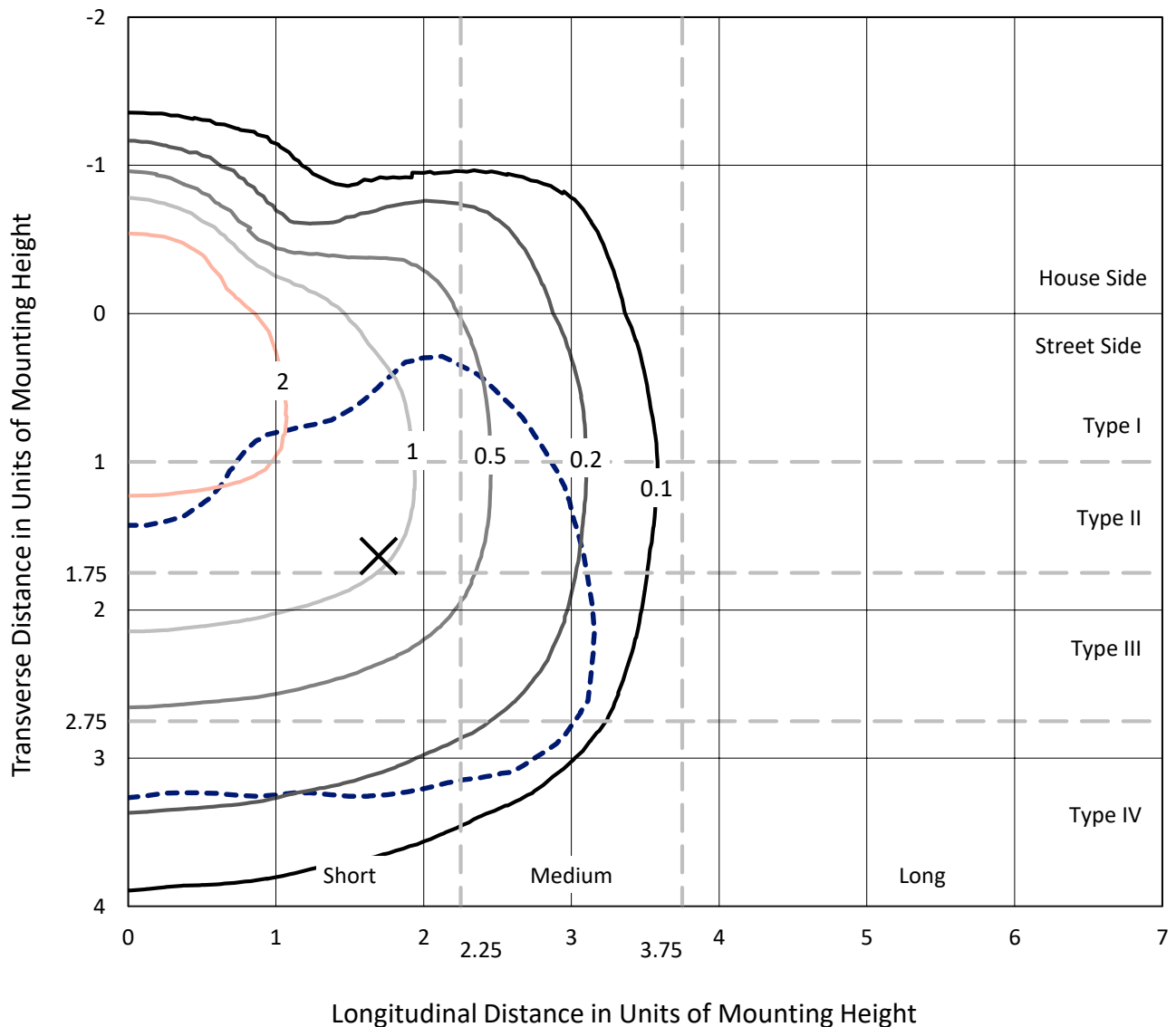
Input Watts (W): 24.7
Input Voltage (V): NR
Input Current (Ain): NR
Voltage Rise (V): NR
Power Factor: NR
Total Harmonic Distortion (THDi): NR
Frequency (hertz): 60
Stabilization Time: NR
Operation Time: NR
Ambient Temperature (°C): NR
Test Distance: 28.75 FT



REPORT NUMBER: P142099
 CATALOG NUMBER: CEM-E01-LED-E-U-T4-7030

Iso-Footcandle Lines of Horizontal Illumination

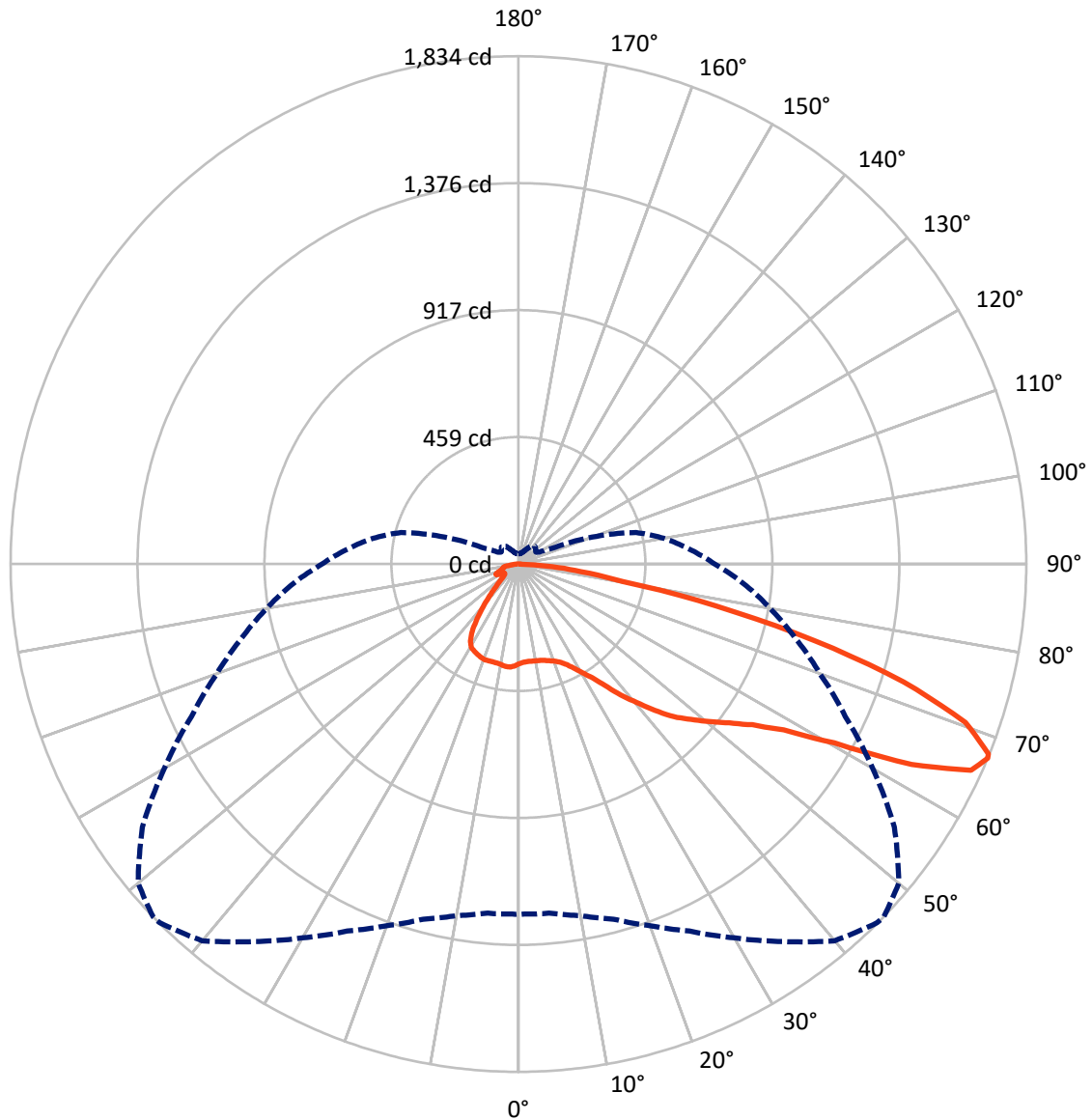
✕ Max cd
 - - - 1/2 Max cd



Based on 10 foot mounting height. Maximum calculated value = 3.6 fc
 Type IV - Short - Semi-Cutoff

REPORT NUMBER: P142099
CATALOG NUMBER: CEM-E01-LED-E-U-T4-7030

Luminous Intensity Polar Plot



— Vertical Plane Through 46-Deg Lateral - - - Horizontal Cone Through 67-Deg Vertical

REPORT NUMBER: P142099

CATALOG NUMBER: CEM-E01-LED-E-U-T4-7030

FLUX DISTRIBUTION:

		Downward	Upward	Total
House Side	Lumens	522.0	0.0	522.0
	% Fixture	19.9	0.0	19.9
Street Side	Lumens	2104.6	0.0	2104.6
	% Fixture	80.1	0.0	80.1
Total	Lumens	2626.6	0.0	2626.6
	% Fixture	100.0	0.0	100.0

ZONAL LUMENS:

Zone	Lumens	% Fixture
0°-10°	34.6	1.3
10°-20°	103.4	3.9
20°-30°	173.8	6.6
30°-40°	259.9	9.9
40°-50°	338.6	12.9
50°-60°	463.7	17.7
60°-70°	733.0	27.9
70°-80°	454.7	17.3
80°-90°	64.8	2.5
90°-100°	0.0	0.0
100°-110°	0.0	0.0
110°-120°	0.0	0.0
120°-130°	0.0	0.0
130°-140°	0.0	0.0
140°-150°	0.0	0.0
150°-160°	0.0	0.0
160°-170°	0.0	0.0
170°-180°	0.0	0.0
0°-90°	2626.6	100.0
0°-180°	2626.6	100.0

Coefficient of Utilization



REPORT NUMBER: P142099

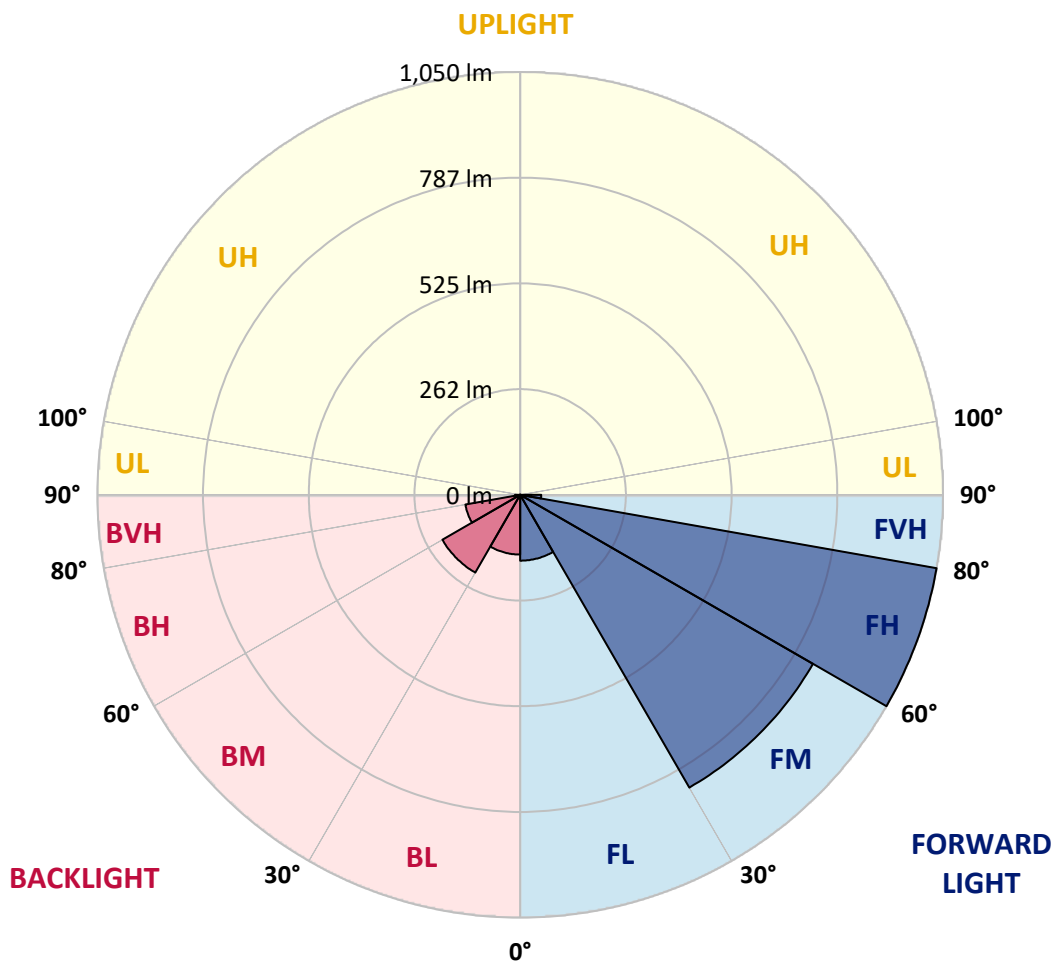
CATALOG NUMBER: CEM-E01-LED-E-U-T4-7030

LUMINAIRE CLASSIFICATION SYSTEM LUMEN TABLE AND BUG RATING:

Zone		Lumens	% Fixture	Zone Rating/Lumen Limit		
				B	U	G
FL	(0°-30°)	163.6	6.2			
FM	(30°-60°)	839.3	32.0			
FH	(60°-80°)	1049.6	40.0			G1/1800
FVH	(80°-90°)	52.2	2.0			G1/100
BL	(0°-30°)	148.3	5.6	B1/500		
BM	(30°-60°)	222.9	8.5	B1/1000		
BH	(60°-80°)	138.2	5.3	B1/500		G1/500
BVH	(80°-90°)	12.6	0.5			G1/100
UL	(90°-100°)	0.0	0.0		U0/0	
UH	(100°-180°)	0.0	0.0		U0/0	

BUG Rating: B1-U0-G1

Type IV Short





REPORT NUMBER: P142099

CATALOG NUMBER: CEM-E01-LED-E-U-T4-7030

CANDELA DISTRIBUTION (FULL):

	0°	5°	10°	15°	20°	25°	30°	35°	40°	45°	46°
0°	359.9	359.9	359.9	359.9	359.9	359.9	359.9	359.9	359.9	359.9	359.9
2.5°	351.9	352.9	352.6	352.2	352.6	352.9	353.2	354.1	354.4	354.7	355.0
5°	345.6	346.5	346.2	346.8	347.1	348.3	349.2	350.7	351.6	352.9	353.5
7.5°	343.7	344.3	344.3	344.9	345.2	346.5	348.0	349.8	351.6	353.5	354.1
10°	348.6	348.9	348.9	348.6	348.9	349.5	350.1	351.6	353.2	354.7	355.3
12.5°	360.2	359.3	358.9	358.0	358.3	357.1	357.1	356.8	356.8	357.1	357.1
15°	372.3	371.7	371.1	369.6	369.6	367.8	367.2	365.9	362.9	361.7	361.4
17.5°	383.3	382.7	381.5	380.3	379.6	377.2	376.6	374.5	370.8	368.1	367.2
20°	396.4	394.9	392.1	391.5	390.0	387.3	386.3	383.6	378.7	374.8	374.5
22.5°	416.5	414.1	411.3	409.2	405.2	402.5	400.0	396.4	390.6	386.0	384.8
25°	436.6	435.7	433.2	430.2	427.4	424.4	421.4	415.9	408.3	402.5	401.3
27.5°	464.9	462.8	459.7	454.8	453.3	448.2	445.7	441.1	433.5	426.2	425.0
30°	494.4	492.3	487.4	483.2	482.2	476.8	475.2	470.4	463.7	456.4	455.5
32.5°	528.2	526.1	522.4	520.0	516.7	513.6	510.0	505.4	496.9	490.8	489.6
35°	571.5	569.6	565.4	567.2	564.1	563.2	561.1	553.5	544.1	536.7	538.0
37.5°	605.6	605.2	606.2	605.2	609.2	613.2	613.2	613.8	609.2	601.3	599.8
40°	637.5	637.2	639.6	642.4	653.0	659.4	666.7	669.5	664.6	658.5	656.4
42.5°	667.4	666.7	670.1	680.1	693.2	705.1	717.6	728.2	730.7	724.0	722.5
45°	696.9	697.8	702.1	713.3	730.7	746.2	767.5	780.0	787.9	784.3	786.7
47.5°	732.5	733.4	738.0	751.4	766.6	786.1	811.1	832.4	841.8	841.8	838.8
50°	774.8	779.1	784.0	793.1	810.8	829.9	860.4	881.7	896.9	896.3	893.9
52.5°	831.1	832.1	840.0	847.3	862.5	882.0	909.4	938.6	957.8	956.0	953.2
55°	907.0	903.3	908.5	915.5	931.9	949.0	978.8	1012.6	1032.1	1026.3	1024.5
57.5°	1002.6	999.5	1003.2	1011.7	1032.4	1046.4	1070.4	1101.5	1128.9	1133.8	1129.5
60°	1140.5	1140.5	1147.8	1166.0	1187.1	1208.1	1238.8	1276.3	1304.6	1311.6	1311.3
62.5°	1304.0	1314.3	1315.8	1339.6	1379.8	1416.0	1463.8	1529.9	1572.2	1602.3	1594.4
65°	1330.1	1333.5	1346.9	1383.7	1438.2	1502.5	1576.7	1663.5	1751.5	1795.0	1796.3
67°	1264.4	1265.6	1289.0	1327.7	1390.1	1462.6	1558.8	1664.4	1775.9	1832.2	1834.0
67.5°	1244.0	1241.5	1262.6	1303.0	1371.2	1452.8	1543.3	1654.4	1769.5	1829.7	1830.7
70°	1107.3	1108.5	1124.9	1170.0	1242.2	1318.6	1419.7	1533.8	1655.0	1710.1	1712.8
72.5°	954.8	946.8	961.8	1009.9	1044.3	1118.9	1211.7	1297.9	1404.4	1456.5	1455.3
75°	728.2	706.3	732.5	760.5	779.7	853.7	911.5	970.9	1069.2	1108.8	1106.7
77.5°	392.4	391.5	420.1	442.1	470.7	537.4	588.2	625.6	708.5	727.9	730.4
80°	213.1	221.0	238.1	262.4	285.6	317.5	347.1	370.5	397.6	385.1	382.4
82.5°	128.5	141.6	167.8	186.3	195.5	209.8	230.8	244.2	254.8	231.7	227.1
85°	20.4	36.8	94.7	113.3	123.0	129.7	134.3	143.1	130.6	122.4	124.5
87.5°	6.7	7.6	14.6	32.3	28.3	19.5	25.6	37.1	17.7	9.4	9.1
90°	0.0	0.0	0.0	0.0	0.0	0.0	0.0	0.0	0.0	0.0	0.0



REPORT NUMBER: P142099

CATALOG NUMBER: CEM-E01-LED-E-U-T4-7030

CANDELA DISTRIBUTION (continued):

	50°	55°	60°	65°	70°	75°	80°	85°	90°	95°	100°
0°	359.9	359.9	359.9	359.9	359.9	359.9	359.9	359.9	359.9	359.9	359.9
2.5°	355.3	355.6	356.5	357.7	358.3	359.9	359.9	361.1	361.1	362.0	362.9
5°	354.4	355.9	357.1	358.9	359.9	362.0	362.9	364.7	365.6	366.9	368.1
7.5°	355.9	358.0	359.6	361.7	363.2	365.3	366.3	367.8	368.7	370.2	370.8
10°	357.1	359.3	361.1	363.5	364.7	366.3	367.2	368.4	368.7	369.6	370.2
12.5°	358.6	359.6	361.1	363.2	364.4	365.3	366.3	367.2	368.1	368.1	368.1
15°	360.8	359.9	360.2	362.0	363.2	363.8	364.7	365.3	365.6	365.6	365.0
17.5°	365.3	362.9	361.4	361.4	362.0	362.6	362.6	361.7	361.1	360.2	358.9
20°	372.0	368.1	365.0	363.5	362.3	360.8	358.3	355.3	352.6	350.1	348.6
22.5°	381.5	377.5	373.9	370.5	366.6	361.4	356.2	349.8	344.6	340.7	339.2
25°	399.1	393.3	390.6	385.4	379.3	371.1	363.2	354.4	348.3	342.8	340.4
27.5°	422.9	418.3	412.2	409.5	401.6	392.1	383.3	372.6	364.1	357.4	352.9
30°	453.0	450.0	444.8	440.2	432.6	424.1	411.0	399.1	384.2	372.3	365.6
32.5°	487.7	483.2	478.6	472.8	467.3	456.1	443.9	425.9	405.2	384.8	372.3
35°	531.3	526.7	523.7	514.5	505.4	493.2	476.8	455.5	426.5	399.1	377.8
37.5°	591.2	581.5	566.6	553.5	537.0	518.5	499.9	474.3	442.1	406.4	377.2
40°	643.3	629.0	612.2	589.7	566.6	542.2	520.3	492.6	454.8	412.5	373.0
42.5°	710.9	686.2	657.9	628.1	596.4	567.2	540.1	508.4	464.3	412.8	362.9
45°	771.8	741.3	703.9	663.4	624.7	589.1	558.1	523.0	472.2	411.6	351.3
47.5°	826.0	790.4	744.7	696.0	650.3	610.1	576.0	539.2	482.6	415.6	347.1
50°	878.3	837.5	786.1	727.0	676.2	632.3	596.7	557.1	499.9	429.0	353.8
52.5°	934.4	884.7	826.6	759.9	704.5	659.1	619.3	578.8	520.6	446.9	365.9
55°	1002.9	946.5	880.2	806.5	742.9	692.3	647.3	604.6	545.3	469.2	380.3
57.5°	1094.2	1037.3	960.8	875.9	809.2	749.3	695.1	647.0	582.7	499.9	401.6
60°	1270.2	1199.8	1098.2	1005.9	933.7	863.1	797.7	731.9	654.6	562.0	456.4
62.5°	1552.7	1454.7	1328.6	1200.1	1102.7	1009.3	922.8	837.2	740.7	636.9	521.5
65°	1748.2	1627.0	1468.7	1307.6	1175.8	1061.6	958.4	856.7	749.3	650.3	549.8
67°	1792.9	1657.4	1477.2	1302.4	1159.0	1035.1	922.8	816.8	708.8	618.9	533.1
67.5°	1791.1	1655.9	1470.5	1291.5	1147.8	1025.7	912.4	801.0	694.8	606.8	524.9
70°	1682.7	1546.9	1360.6	1182.5	1044.0	922.5	808.3	711.2	602.8	531.6	470.1
72.5°	1425.7	1307.6	1157.2	997.1	878.3	769.6	678.3	583.0	488.9	441.5	393.0
75°	1084.1	979.4	841.5	724.3	633.9	558.4	466.7	404.0	337.9	305.4	288.0
77.5°	716.4	596.1	500.8	389.1	322.7	263.3	207.6	164.7	137.6	144.6	158.0
80°	379.0	300.8	222.6	172.3	133.0	103.5	82.2	61.5	44.8	52.4	65.8
82.5°	206.4	176.0	130.0	103.5	84.6	70.0	53.9	37.8	28.0	31.1	44.8
85°	117.8	103.5	80.4	62.7	54.8	44.8	30.7	20.7	20.1	21.6	27.7
87.5°	19.5	26.2	21.3	14.6	16.4	16.1	14.3	11.0	8.2	11.6	14.9
90°	0.0	0.0	0.0	0.0	0.0	0.0	0.0	0.0	0.0	0.0	0.0



REPORT NUMBER: P142099

CATALOG NUMBER: CEM-E01-LED-E-U-T4-7030

CANDELA DISTRIBUTION (continued):

	105°	110°	115°	120°	125°	130°	135°	140°	145°	150°	155°
0°	359.9	359.9	359.9	359.9	359.9	359.9	359.9	359.9	359.9	359.9	359.9
2.5°	363.5	364.4	365.6	365.9	365.6	366.6	368.1	369.3	368.4	367.8	369.3
5°	369.3	369.9	371.4	371.4	371.7	372.3	373.3	374.2	373.0	373.0	373.6
7.5°	371.7	371.7	373.3	372.6	372.6	372.3	373.3	373.6	371.7	371.4	371.7
10°	370.2	370.2	370.8	369.6	369.3	369.0	369.0	369.3	367.5	366.9	367.8
12.5°	368.1	368.1	367.5	366.9	366.3	365.6	366.3	366.6	365.3	365.3	365.6
15°	364.4	363.5	363.2	363.2	363.5	363.8	365.0	365.9	365.0	364.4	364.4
17.5°	358.3	357.7	358.6	360.5	362.6	364.1	365.9	366.6	364.4	362.0	360.2
20°	349.2	350.7	354.1	359.3	363.8	366.3	366.3	364.1	359.3	354.4	351.9
22.5°	339.8	344.0	351.3	359.3	364.7	365.6	362.3	357.7	351.0	345.9	341.3
25°	341.0	346.2	353.5	360.2	363.8	362.3	356.2	350.4	342.5	337.0	330.3
27.5°	353.8	358.6	362.3	364.4	363.2	358.3	351.3	343.4	334.6	327.0	319.1
30°	364.1	366.3	365.9	364.1	359.6	351.9	343.7	334.3	323.6	315.4	305.1
32.5°	365.9	362.0	355.9	349.2	343.1	334.6	325.2	314.2	302.3	291.7	281.3
35°	362.6	347.7	334.3	320.9	311.8	301.1	292.9	280.1	267.0	257.9	250.3
37.5°	350.1	324.2	302.9	284.1	270.7	258.5	246.0	233.5	222.6	218.3	216.2
40°	334.3	295.3	262.7	236.6	222.2	210.4	197.6	187.5	182.4	178.4	176.9
42.5°	311.1	262.4	221.9	193.9	175.7	164.7	152.2	146.7	144.3	145.2	144.0
45°	289.5	228.0	177.2	146.1	133.7	123.3	117.2	114.8	113.6	113.0	113.9
47.5°	274.3	201.5	142.8	111.1	100.8	93.5	91.0	90.1	89.8	88.6	88.3
50°	270.7	186.0	116.9	86.5	78.5	74.6	73.4	72.5	71.9	70.9	68.8
52.5°	274.9	181.8	104.1	74.3	67.6	64.5	63.6	62.1	61.5	59.1	56.3
55°	282.2	183.3	100.2	70.9	64.2	60.9	59.7	59.1	56.9	54.2	50.8
57.5°	297.4	192.7	102.0	71.9	64.8	61.8	61.2	60.6	57.8	53.9	49.6
60°	341.6	220.1	111.4	78.2	69.7	67.6	67.9	66.7	62.7	57.5	51.1
62.5°	409.8	262.7	128.8	86.2	77.6	77.6	79.5	78.5	72.5	63.9	54.8
65°	445.1	288.3	136.1	88.6	80.1	84.0	89.8	88.9	80.1	67.3	55.1
67°	439.6	283.4	131.8	84.9	75.5	80.7	86.5	86.8	77.0	64.2	52.7
67.5°	434.5	280.1	129.7	83.4	74.3	79.5	84.9	84.0	75.8	63.0	52.1
70°	390.3	246.0	115.7	77.9	68.8	70.3	71.9	70.6	64.2	55.7	48.1
72.5°	337.0	204.3	102.0	74.6	65.8	63.3	63.3	61.2	56.9	51.1	45.7
75°	257.0	158.9	89.5	70.9	62.1	58.5	57.8	56.3	52.7	48.4	43.5
77.5°	156.8	113.9	77.6	65.5	57.5	54.5	54.8	53.9	50.2	46.3	41.7
80°	78.5	73.7	65.2	56.9	52.1	49.0	49.3	47.5	44.4	41.4	37.8
82.5°	48.1	50.8	45.7	43.2	40.2	36.8	28.6	33.5	32.6	29.8	28.3
85°	32.0	31.7	28.6	25.3	23.1	20.1	18.0	18.3	20.1	20.7	20.7
87.5°	15.5	14.9	13.7	12.8	12.2	10.0	9.4	10.7	10.7	11.3	11.0
90°	0.0	0.0	0.0	0.0	0.0	0.0	0.0	0.0	0.0	0.0	0.0



REPORT NUMBER: P142099

CATALOG NUMBER: CEM-E01-LED-E-U-T4-7030

CANDELA DISTRIBUTION (continued):

	160°	165°	170°	175°	180°
0°	359.9	359.9	359.9	359.9	359.9
2.5°	369.6	370.2	369.9	370.8	369.9
5°	373.9	373.9	374.2	374.5	374.2
7.5°	371.7	371.4	372.0	372.6	372.3
10°	367.8	368.1	368.7	369.6	369.6
12.5°	366.3	366.6	367.8	368.7	368.7
15°	365.0	365.3	365.9	367.2	366.3
17.5°	359.6	358.3	358.3	359.3	358.3
20°	349.8	348.0	348.0	347.7	347.4
22.5°	338.2	333.7	332.5	330.9	331.2
25°	323.9	317.8	314.5	312.7	312.1
27.5°	312.4	305.4	302.0	299.3	298.4
30°	297.8	289.8	287.1	285.6	285.0
32.5°	276.4	269.4	265.8	264.9	263.0
35°	244.2	241.1	239.6	237.5	237.8
37.5°	211.9	211.0	207.3	208.5	207.3
40°	177.2	176.9	177.5	176.6	178.7
42.5°	144.6	143.7	145.2	144.3	145.2
45°	112.0	113.9	116.0	115.1	116.3
47.5°	85.9	86.2	85.6	86.2	86.8
50°	66.1	65.5	64.8	63.6	64.2
52.5°	54.5	52.4	50.8	49.9	49.6
55°	48.1	46.0	44.8	43.5	43.5
57.5°	46.3	43.5	41.7	40.8	40.5
60°	46.6	42.9	40.5	39.0	38.7
62.5°	47.8	42.9	39.6	38.1	37.4
65°	47.5	42.3	39.0	37.4	36.8
67°	46.0	41.4	38.7	37.1	36.8
67.5°	45.4	41.1	38.7	37.1	36.5
70°	43.2	40.2	38.1	36.5	35.9
72.5°	41.4	39.0	36.5	35.3	34.7
75°	39.6	37.1	35.0	33.8	33.5
77.5°	37.8	35.0	33.5	32.0	30.7
80°	34.4	31.4	29.2	26.8	26.2
82.5°	28.3	25.9	23.7	21.6	21.3
85°	21.0	20.1	18.3	16.4	16.4
87.5°	11.6	12.8	11.3	10.4	9.7
90°	0.0	0.0	0.0	0.0	0.0

(END OF REPORT)